

Assumption/Fidelity Far East Fund

Quick facts

Date fund available: Jan 1, 2011

Date fund created: Jan 1, 2011

Managed by: Fidelity Investments Canada ULC

As at December 31, 2018

Total fund value: \$2,885,000

Portfolio turnover rate: 77.24%

Fund category	Minimum investment (\$)	MER (%)	Net asset value per unit (\$)	Units outstanding (000's)
Series A (no-load)	500	3.39	15.59	2.04
Series B (no-load)	500	4.38	14.41	87.41
Series C (back-end load)	1000	4.23	14.65	108.79

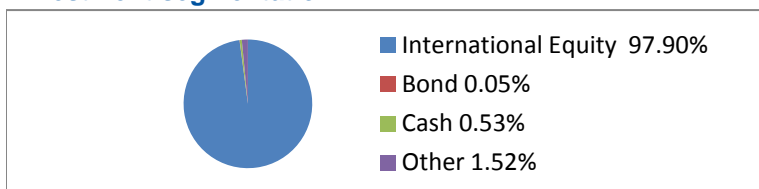
What does the fund invest in?

This segregated fund invests in the Fidelity Far East Fund. The underlying fund invests primarily in equity securities of companies located in countries in Southeast Asia excluding Japan.

Top 10 investments (of the underlying fund)

	% Assets
Tencent Holdings Ltd ORD	8.87
Taiwan Semiconductor Manufacturing Co Ltd ORD	6.89
Alibaba Group Holding Ltd DR	5.97
Samsung Electronics Co Ltd ORD	5.91
AIA Group Ltd ORD	5
China Construction Bank Corp ORD	4.5
Ping An Insurance Group Co of China Ltd ORD	3.56
Bank Central Asia Tbk PT ORD	3.52
DBS Group Holdings Ltd ORD	3.4
Shenzhou International Group Holdings Ltd ORD	2.97
Total	50.59
Total investments	40

Investment segmentation



Are there any guarantees?

This fund is being offered under an insurance contract. It comes with guarantees that may protect your investment if the markets go down. The MER includes an insurance fee that is charged for the selected guarantee. For details, please refer to the information folder and the contract.

Who is this fund for?

This fund may be right for a person who will invest for the long-term and is comfortable with a significant amount of change in value in the short term.

How has the fund performed?

This section tells you how the fund has performed over the past 8 years for a contract holder who chooses the series C. Returns are after the MER has been deducted.

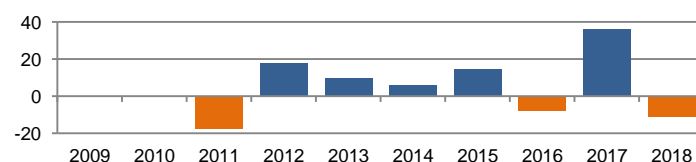
It's important to note that this doesn't tell you how the fund will perform in the future. Also, your actual return will depend on the investment option you choose and on your personal tax situation. As the performance shown is for the back-end load C series, which has a lower management fee, the return on the no-load B series, which has a higher management fee, would be lower.

Average return

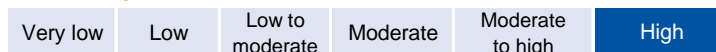
A person who invested \$1,000 on Jan 1, 2011, in series C has \$1,465.25 net on Dec 31, 2018, an average of 4.89% a year.

Year-by-year returns (%)

This chart shows how the fund would have performed in each of the past 8 years for a policyowner. In the past 8 years the fund was up in value 5 years and down in value 3 years of the 8 years.



How risky is it?



The value of your investments can go down. Please see the *Individual Risk Factors* section of your information folder for further details.

How much does it cost?

One of the following sales charge options will apply. For details, refer to the information folder and discuss with your financial advisor.

1. Sales charges

Sales charge option	What you pay	How it works
Front End Sales Charge	N/A	N/A
Deferred Sales Charges	If you sell within: 1 year of buying 6.0% 2 years of buying 5.0% 3 years of buying 4.0% 4 years of buying 3.0% 5 years of buying 2.0% 6 years of buying 1.0% After 6 years 0.0%	When you invest in the fund, Assumption Life pays a commission of up to 5.2%. Any deferred sales charges are payable to Assumption Life. <ul style="list-style-type: none"> • The sales charges are deducted from the amount you sell. • You may sell up to 10% (20% for RIF tax types) of your units each year without paying a sales charge. • You may switch to units of other funds within the same guarantee option without paying any sales charges. The sales charge schedule will be based on the date you invest in your first fund.

2. Ongoing expenses

The management expense ratio (MER) includes the management fees, the operating expenses, the insurance fee and applicable sales taxes for the selected fund guarantee. You don't pay these expenses directly. They affect you because they reduce the return you get on your investment. For details on how the guarantees work, see your variable annuity contract or your information folder.

Fund category	MER (Annual rate as a % of the fund's value)
Series A (no-load)*	3.39
Series B (no-load)*	4.38
Series C (back-end load)	4.23

*No exit fees are applicable to any transfer or partial or full surrender.

Trailing commission

Assumption Life pays a trailing commission to your advisor of up to 1.15% on series B funds and up to 0.5175% on series C funds of the value of your investments each year. This is for services and advice provided by your financial advisor. The trailing commission is already included in the management fee.

3. Other fees

- No fees are charged for the first 4 internal transfers made within a calendar year. A \$20 fee per transfer is charged for additional transfers.
- A transfer fee of \$50 per transfer to another financial institution is applicable to the partial or total transfer of any amount from your Assumption Life annuity contract to another financial institution regardless of whether the source of the funds is a segregated fund or a GIA.
- A \$25 fee is deducted directly from your contract, without notice, for any cheque or preauthorized debit which is not honoured by your financial institution.
- A monthly contract fee may apply for a group annuity contract and also for an individual annuity contract issued before December 31 2001.